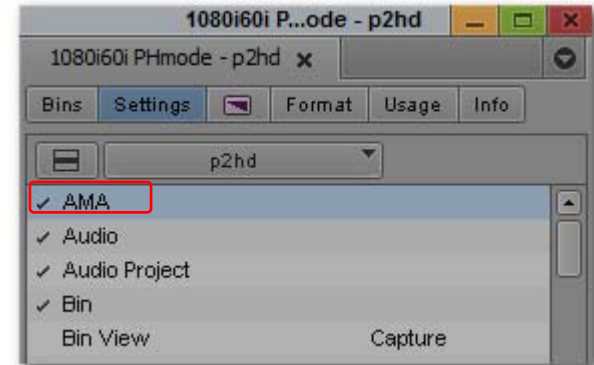


Import AVCHD clips recorded in a SD card by AMA.

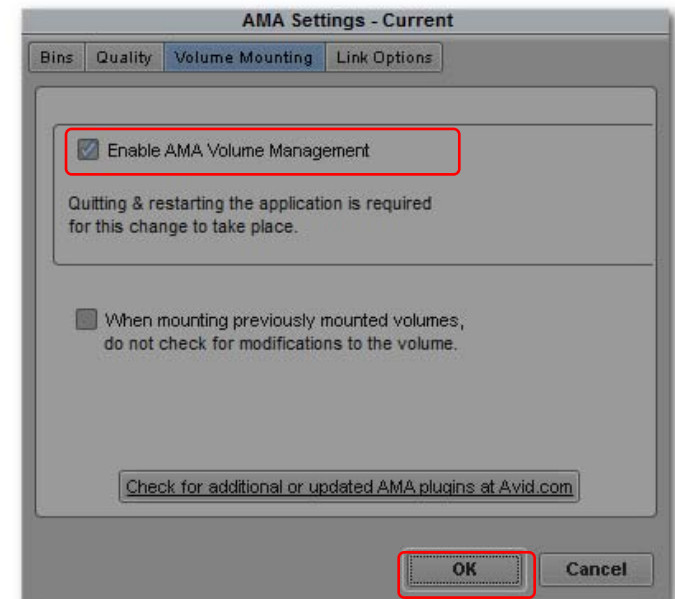
* AVCHD clips in a SD card are automatically imported when AMA is enabled on a setting menu.

1. Set AMA mode.
Double-click "AMA" of "Settings" menu.



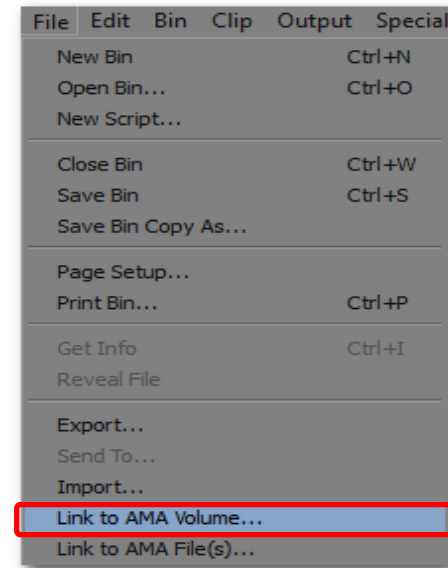
2. Check "Enable AMA Volume Management",
then click "OK".

* This AMA setting is effective after rebooting Media Composer.



Import AVCHD clips copied in a storage like hard disk drive.

1. Click “Link to AMA Volume...” from “File” menu.



2. Select parent folder of AVCHD and click “OK”.
Clips are imported in a newly created bin.

